

WELCOME STUDENTS

Welcome to Harris School!

Year 7 students wrote this booklet during summer school as a guide for new students like you! We hope it will tell you everything you want to know, as you become a valued member of the Harris School community. This booklet will help you to get everything clear so make sure that you read it.

If there is anything else you want to know which is not in the guide, please speak to your tutor or your Head of Year who will help you as much as they can.

We are looking forward to seeing you in school and hope that you have a successful start to secondary school at Harris.

Aim high.

A Mosley

Mr. A Mosley

Assistant Headteacher

WHY DO WE HAVE A SCHOOL UNIFORM?

School is a working environment. We wear a school uniform so we can feel part of the school and so that you can feel proud of being part of Harris.

The uniform is also smart, practical and a comfortable way to dress for the day's work. The school colours are red, gold & black.

GENERAL APPEARANCE

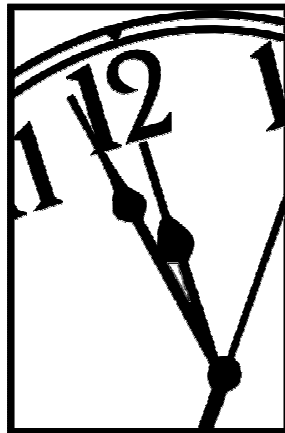
Students, male and female, are allowed only one small stud earring per ear (no hoops). The only other jewellery you can wear is a small cross on a fine chain. Teachers may ask students to take these off for safety, like in PE lessons. Nose studs or any other piercings are not allowed and teachers will ask students to remove them. Don't let this happen as you know they aren't allowed. Hair accessories should be in school colours. You are not allowed to wear make up or dye your hair bright colours. Boys, patterns cut into your hair aren't allowed either. Wear your uniform properly - tie fastened, shirt tucked in and top button fastened.

THE THINGS YOU NEED TO KNOW


GENERAL INFORMATION - THE SCHOOL DAY

Our day begins at 8.55 a.m. and ends for students at 3.25 p.m. There are five one hour lessons in the day, with a 45 minute lunch break from 12.35 - 1.20 p.m.

08.50	Warning bell - go to your tutor room
08.55	Registration begins in your tutor room
09.15	Lesson 1
10.15	Lesson 2
11.15	Break - you can get food and drink and meet with friends.
11.30	Warning bell - go to lesson 3
11.35	Lesson 3
12.35	Lunch
1.20	Warning bell - go to lesson 4
1.25	Lesson 4
2.25	Lesson 5
3.25	School ends - time to go home or to take part in after school clubs



LUNCH TIME



At 12.35 you can go to the canteen where you can choose what you want to eat from the hot food available. There are loads of good dinners to choose from.

If you want to buy cold food, sandwiches, pasta etc., or you bring lunch from home, you eat it in the hall.

You have forty-five minutes for dinner.

TUTOR GROUPS

You will be part of a tutor group of about twenty-six students and you will have a tutor. Your form tutor is responsible for looking after you on a daily basis, dealing with problems, checking your planner and looking at absence notes. Your tutor will always try to help you and will be there to help sort out any problems.

BELONGINGS

You need to have a good strong bag and make sure your clothes and equipment are marked with your name, including your tie. Don't bring in things that you don't need or banned items like headphones, MP3, or other media players. They will be confiscated. The best advice is don't bring mobile phones to school. Mobile phones may only be used before 8.50, between 11.15 and 11.30, between 12.35 and 1.20 and after school. If your parents need to contact you reception will be able to pass on a message so you don't really need to have a phone with you.

Mobile phones and other valuables should be handed in during PE lessons but they must be placed in a named envelope or plastic wallet before being handed to staff. Although changing rooms are locked, their security cannot be guaranteed.

HOMEWORK

Homework is a really important part of the learning process. Teachers will set different types of homework from their lessons and it will help you learn or improve your skills. You might have to do some reading, find out some information or write something. You will have a timetable of homework and you will have some to do each day. Your homework timetable will be in your planner so you can be organised.

In Year 7 you will get about 2x30 minutes homework each night. The best idea is to do your homework on the day it is set so if you have problems you can check with your class teacher or go to the library.

A really good idea is to go to the library to do homework or to get a book out. Every day the library is open from 8.15 - (Breakfast Club) - and there will be teachers there to help you. You can use the library after school as well until 4.30 each day. In the library there are resources and computers and you can use the internet to help you. You can use the computers in the IT rooms at lunchtime too.



WHAT DO I DO IF I GET LOST



- Stay calm and don't worry - it happens.
- Stay with other students in your own group.
- Ask someone (staff or students). They will try to help you on your way.
- Find your way back to reception where you can start again.
- When you get to where you need to be say sorry that you are late. You will need to copy up anything you have missed so you don't get behind.
- You will soon learn where all your classrooms are so don't panic! The school might seem big at first but you soon get used to it.

WHAT DO I DO IF I AM BEING BULLIED?

Ask the person to stop and tell them they are making you unhappy.

Get away from the bully.

Tell someone!

- A friend (a good friend will tell one of these other people)
- A teacher (class teacher, tutor, Head of Year)
- Any adult in school
- Older students (prefects: they have silver ties on)
- Someone at home (even if it has been sorted out)

At Harris we try to sort out problems. We don't want anyone to be unhappy. So make sure you let someone know if you have a problem and then we can deal with it.



HOW DO I AVOID GETTING A DETENTION?

Do everything that you are asked to do by your teachers and by prefects.

Make sure that you are organised - bring everything that you need into school. Make sure that you have on your correct uniform, all the equipment you need and your homework when it is due.

Be on time for lessons and registration.

If the worst happens and you are given a short detention, make sure you turn up to it so problems are sorted out. Take responsibility and try to improve.

Always be truthful and apologise if you have done something wrong.

HOW LONG ARE DETENTIONS?

Most detentions set by a teacher are between 2-30 minutes. They can be set before school, during your break, at lunchtimes or after school.

School detentions are 30 minutes on a Thursday night after school.

Extended detentions are 45 minutes on a Tuesday night after school. To have one of these would be a very bad idea.

If you are set an after school detention, you are expected to attend and, if there is a problem with transport home, the school will arrange a lift home, although this may be later when staff are ready to leave.

OLDER STUDENTS

If you are worried about older students remember they were Year 7 students once. The prefects and tutor assistants are older and they are keen to make sure you have an excellent start at Harris (they will be looking out for you). The reflective garden in the quad is very quiet and is a good place to get away from older children playing rough. You could also go to the library.

HOW BIG IS HARRIS?


Harris has over 800 students and is growing. There are 182 students in your year group.

WHO IS THE STRICTEST TEACHER?

Many of the Harris teachers are very strict as we have high standards. Harris teachers are fair and if you do your best, they will be kind to you. If you are out of line you will be told off- the best way to deal with this is to treat teachers with respect even if you are angry or unhappy. Sometimes teachers get it wrong as we are all human.



WHAT HAPPENS IF I DO NOT UNDERSTAND?



Put your hand up - ask the teacher or teaching assistant.
Ask your neighbour or another student (not when the teacher is talking).

Ask at home.

Go to the library / Breakfast club.

WHAT DO I NEED TO BRING TO SCHOOL?

Everything you need for the day

- Planner every day, signed each week by your parents or carer.
- 2 Pens, 2 pencils, rubber, colouring pencils or felt tips, ruler, calculator, sharpener, a dictionary and an A4 ring binder or document wallet.
- Your books for the day.
- PE kit when you have a lesson, practice or match.
- A reading book
- Any other equipment you have been asked to bring.

IMPORTANT PEOPLE AT HARRIS

Everyone at Harris is important and we value all staff and students. The people who run the school are:

Mr Dobson	Headteacher
Mrs. Edwards	Deputy Headteacher
Mr. Mosley	Assistant Headteacher
Miss Barnett	Assistant Headteacher
Mr Davies	Assistant Headteacher
Mrs. Hall	Bursar

(With a lot of help from the rest of the school community including you!)

GOOD THINGS ABOUT HARRIS



- ✓ **New friends**
- ✓ **Wicked new things**
- ✓ **Lots of students**
- ✓ **Change**
- ✓ **Brilliant teachers**
- ✓ **Clean slate**
- ✓ **Fun stuff in PE**
- ✓ **Won't get bored**
- ✓ **Showers**
- ✓ **Learn new things / new experiences**
- ✓ **Nice people**
- ✓ **The school knows how to deal with bullying**
- ✓ **New uniform**
- ✓ **New expectations**
- ✓ **Vision for the future**

THINGS I STILL NEED TO FIND OUT

WORDSEARCH

T W S B G P U M N N J C L H S
 U O R R Z N A N E U H A O Y R
 T R S R E P I V I U F M O T E
 O S J I L T E T R F E C H I H
 R H H C R S U C I W O W C N C
 R I H O R R H P O C B R S U A
 O P P A K S A R M M X F M M E
 O P E A C T K H Z O Y E X M T
 M Y E H Y R A D N O C E S O Y
 T R O G N I N R A E L L J C R
 B O E Q U I P M E N T H T P A
 L S T U D E N T S G A B D E R
 K R E N N A L P M Q I M I K B
 L E S S O N S D N E I R F I I
 T U T O R X I M S C G M N T L

BAG
 BREAK
 CHURCH SCHOOL
 COMMUNITY
 COMPUTERS
 EQUIPMENT
 EXCITING
 FRIENDS
 FUN

HARRIS
 HOMEWORK
 LEARNING
 LESSONS
 LIBRARY
 MAP
 PE KIT
 PLANNER
 SCHOOL

SECONDARY
 STUDENTS
 TEACHERS
 TUTOR
 TUTOR ROOM
 UNIFORM
 WORSHIP
 YEAR SEVEN



WRITE DOWN 3 THINGS YOU ARE EXCITED ABOUT

WRITE DOWN 2 THINGS YOU ARE GOING TO DO TO IMPRESS AT HARRIS